

Assembly Instructions

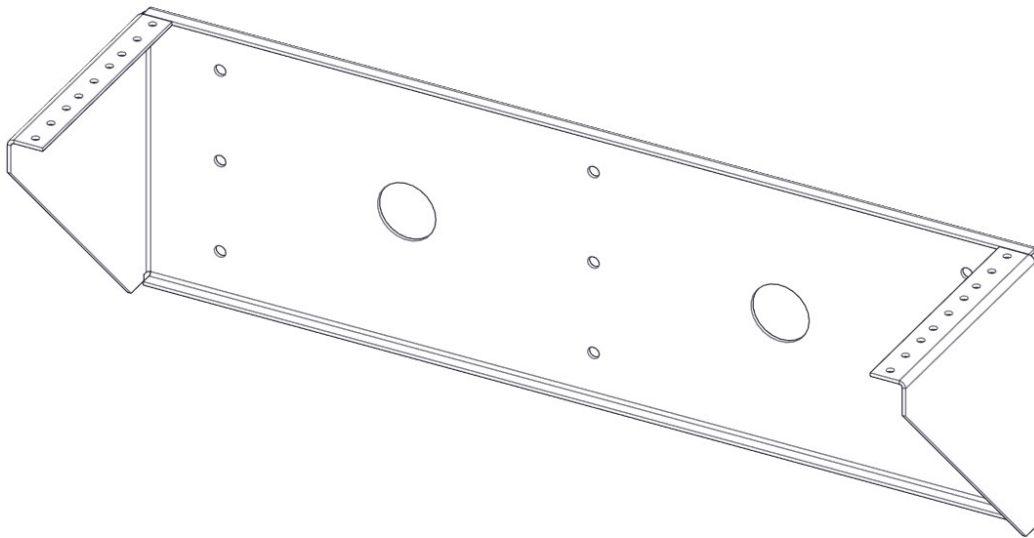
V-Rack – Tapped Rails

Part Numbers:

2U - 1916-2-101-02

3U - 1916-2-101-03

4U - 1916-2-101-04

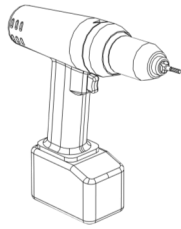
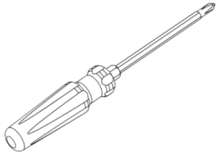


Information Support Concepts
2384 Highway 287 N.
Suite 208
Mansfield, TX 76063-9207

800-458-6255 U.S. Only
Fax (817) 842-9099
Local (817) 842-9090

www.serverrackoptions.com

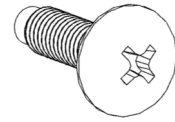
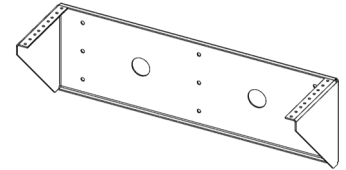
Tools needed:



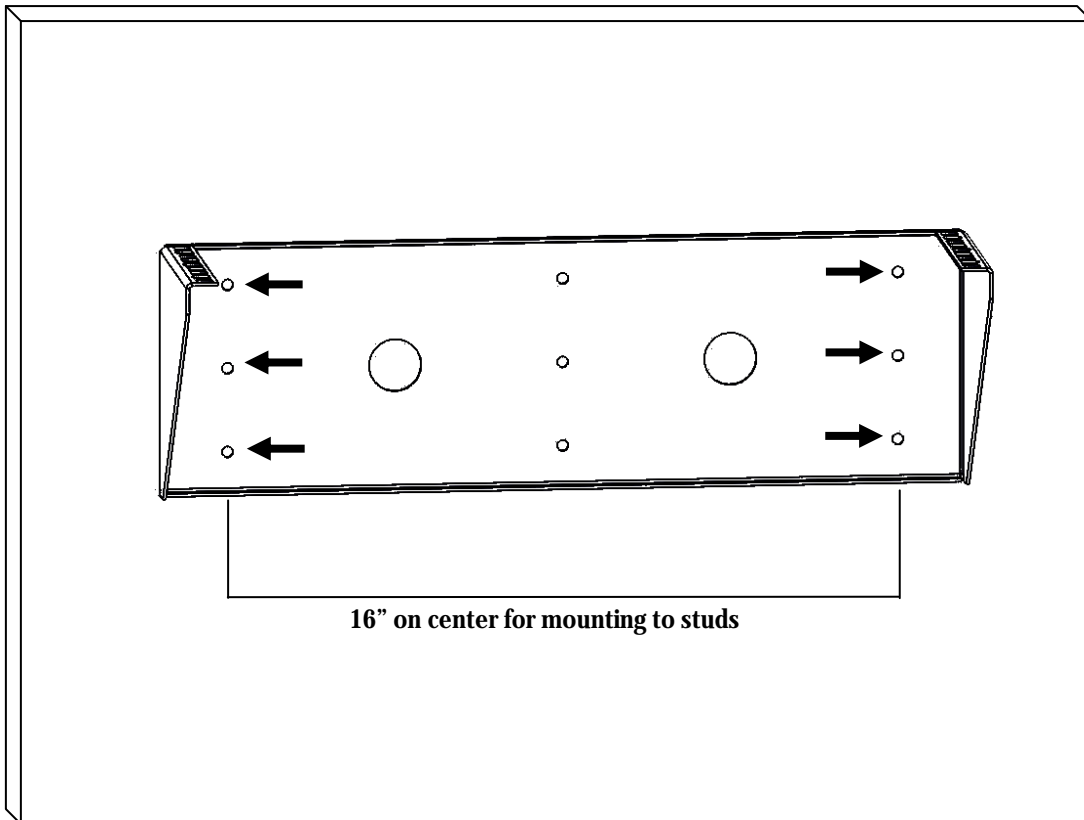
Screwdriver or Drill

What's in the box?

- Qty 1—V-Rack
- 10-32 Rack Screws
 - 2U: Qty 12
 - 3U: Qty 18
 - 4U: Qty 24



Step 1



For safety—mount to studs or use wall anchors